





District Health Assessment for District 123 through January 2025

|  | | Clubs | | | | | | | Membership | | | | | | | Member Strength | | Cancellation | | Reports | | | Finance | Leadership | | | |
|--|--|--------------|---------------------|-------------|---|-----------|-----------------|------------------------|---------------------------------|-------------------------------------|-----------------------------|---------|----------|--|---|----------------------------|-------------------------------|--------------------------------------|----------------------------|-------------------------------------|------------------------------|----------------------|----------------------------------|----------------------------------|--------------------------------|----------------------------------|--------------------------------|
| District Name | Status/ Number of Months in Status * | Active Clubs | Clubs in Status Quo | Total Clubs | % Status Quo in Financial Suspension | New Clubs | Cancelled Clubs | YTD Net Club Gain/Loss | Current Members In Active Clubs | Current Members In Status Quo Clubs | Current Total Members Count | YTD Add | YTD Drop | YTD NetGrowth (includes Active and Status Quo) | YTD NetGrowth% (includes Active and Status Quo) | Member Count 12 Months Ago | Average Member Count Per Club | % of Clubs with less than 20 members | Average Cancelled Club Age | Members Lost Due to Cancelled Clubs | % of Clubs Reporting Service | % No MMR in 3 Months | % No Officer Report in 12 months | % of Clubs with balance 90+ days | Number of Zone Chairs Recorded | Number of Region Chairs Recorded | District Officers Vacancies ** |
| 123 | P | 0 | 18 | 18 | 0% | 0 | 0 | 0 | 0 | 170 | 170 | 0 | 0 | 0 | 0.00% | 170 | 0 | 94% | 0 | 0 | 0% | 100% | 100% | 83% | 0 | 0 | 1st VDG,2nd VDG,GLT,GMT ,GST |
| | | 0 | 18 | 18 | 0% | 0 | 0 | 0 | 0 | 170 | 170 | 0 | 0 | 0 | 0.00% | 170 | 0 | 94% | 0 | 0 | 0% | 100% | 100% | 83% | 0 | 0 | |




District Health Assessment for District 126 through January 2025

|  | | Clubs | | | | | | | Membership | | | | | | | Member Strength | | Cancellation | | Reports | | | Finance | Leadership | | | |
|--|---|--------------|---------------------|-------------|---|-----------|-----------------|------------------------|---------------------------------|-------------------------------------|-----------------------------|---------|----------|--|---|----------------------------|-------------------------------|--------------------------------------|----------------------------|-------------------------------------|------------------------------|----------------------|----------------------------------|----------------------------------|--------------------------------|----------------------------------|--------------------------------|
| District Name | Status/ Number of Months in Status * | Active Clubs | Clubs in Status Quo | Total Clubs | % Status Quo in Financial Suspension | New Clubs | Cancelled Clubs | YTD Net Club Gain/Loss | Current Members In Active Clubs | Current Members In Status Quo Clubs | Current Total Members Count | YTD Add | YTD Drop | YTD NetGrowth (includes Active and Status Quo) | YTD NetGrowth% (includes Active and Status Quo) | Member Count 12 Months Ago | Average Member Count Per Club | % of Clubs with less than 20 members | Average Cancelled Club Age | Members Lost Due to Cancelled Clubs | % of Clubs Reporting Service | % No MMR in 3 Months | % No Officer Report in 12 months | % of Clubs with balance 90+ days | Number of Zone Chairs Recorded | Number of Region Chairs Recorded | District Officers Vacancies ** |
| 126 | T(24) | 56 | 0 | 56 | 0% | 0 | 0 | 0 | 1134 | 0 | 1134 | 19 | 50 | -31 | -2.66% | 1,100 | 20 | 48% | 0 | 0 | 71% | 64% | 4% | 5% | 0 | 0 | GST |
| | | 56 | 0 | 56 | 0% | 0 | 0 | 0 | 1134 | 0 | 1134 | 19 | 50 | -31 | -2.66% | 1,100 | 20 | 48% | 0 | 0 | 71% | 64% | 4% | 5% | 0 | 0 | |




District Health Assessment for District 129 through January 2025

|  | | Clubs | | | | | | | Membership | | | | | | | Member Strength | | Cancellation | | Reports | | | Finance | Leadership | | | |
|--|---|-----------------|------------------------------|----------------|--|--------------|--------------------|-------------------------------------|--|---|--------------------------------------|------------|-------------|--|---|-------------------------------------|--|--|-------------------------------------|---|---------------------------------------|-------------------------------|---|---|--|--|---|
| District Name | Status/ Number of Months in Status * | Active Clubs | Clubs in Status Quo | Total Clubs | % Status Quo Clubs in Financial Suspension | New Clubs | Cancelled Clubs | YTD Net Club Gain/ Loss | Current Members In Active Clubs | Current Members In Status Quo Clubs | Current Total Members Count | YTD Add | YTD Drop | YTD NetGrowth (includes Active and Status Quo) | YTD NetGrowth% (includes Active and Status Quo) | Member Count 12 Months Ago | Average Member Count Per Club | % of Clubs with less than 20 members | Average Cancelled Club Age | Members Lost Due to Cancelled Clubs | % of Clubs Reporting Service | % No MMR in 3 Months | % No Officer Report in 12 months | % of Clubs with balance 90+ days | Number of Zone Chairs Recorded | Number of Region Chairs Recorded | District Officers Vacancies ** |
| | | | | | | | | | | | | | | | | | | | | | | | | | | | |
| 129 | | 61 | 0 | 61 | 0% | 1 | 0 | 1 | 1539 | 0 | 1539 | 62 | 54 | 8 | 0.52% | 1,462 | 25 | 26% | 0 | 0 | 70% | 52% | 0% | 3% | 10 | 2 | |
| | | 61 | 0 | 61 | 0% | 1 | 0 | 1 | 1539 | 0 | 1539 | 62 | 54 | 8 | 0.52% | 1,462 | 25 | 26% | 0 | 0 | 70% | 52% | 0% | 3% | 10 | 2 | |




District Health Assessment for District 130 through January 2025

|  | | Clubs | | | | | | | Membership | | | | | | | Member Strength | | Cancellation | | Reports | | | Finance | Leadership | | | |
|--|---|--------------|---------------------|-------------|---|-----------|-----------------|------------------------|---------------------------------|-------------------------------------|-----------------------------|---------|----------|--|---|----------------------------|-------------------------------|--------------------------------------|----------------------------|-------------------------------------|------------------------------|----------------------|----------------------------------|----------------------------------|--------------------------------|----------------------------------|--------------------------------|
| District Name | Status/ Number of Months in Status * | Active Clubs | Clubs in Status Quo | Total Clubs | % Status Quo in Financial Suspension | New Clubs | Cancelled Clubs | YTD Net Club Gain/Loss | Current Members In Active Clubs | Current Members In Status Quo Clubs | Current Total Members Count | YTD Add | YTD Drop | YTD NetGrowth (includes Active and Status Quo) | YTD NetGrowth% (includes Active and Status Quo) | Member Count 12 Months Ago | Average Member Count Per Club | % of Clubs with less than 20 members | Average Cancelled Club Age | Members Lost Due to Cancelled Clubs | % of Clubs Reporting Service | % No MMR in 3 Months | % No Officer Report in 12 months | % of Clubs with balance 90+ days | Number of Zone Chairs Recorded | Number of Region Chairs Recorded | District Officers Vacancies ** |
| 130 | P | 39 | 0 | 39 | 0% | 1 | 0 | 1 | 715 | 0 | 715 | 40 | 70 | -30 | -4.03% | 687 | 18 | 62% | 0 | 0 | 49% | 46% | 0% | 3% | 8 | 1 | |
| | | 39 | 0 | 39 | 0% | 1 | 0 | 1 | 715 | 0 | 715 | 40 | 70 | -30 | -4.03% | 687 | 18 | 62% | 0 | 0 | 49% | 46% | 0% | 3% | 8 | 1 | |




District Health Assessment for District 132 through January 2025

|  | | Clubs | | | | | | | Membership | | | | | | | Member Strength | | Cancellation | | Reports | | | Finance | Leadership | | | |
|--|---|--------------|------------------------------|-------------|---|-----------|-----------------|-------------------------------------|--|--|--------------------------------------|------------|-------------|--|---|-------------------------------------|--|--|-------------------------------------|---|---------------------------------------|-------------------------------|---|---|--|--|---|
| District Name | Status/ Number of Months in Status * | Active Clubs | Clubs in Status Quo | Total Clubs | % Status Quo in Financial Suspension | New Clubs | Cancelled Clubs | YTD Net Club Gain/ Loss | Current Members In Active Clubs | Current Members In Status Quo Clubs | Current Total Members Count | YTD Add | YTD Drop | YTD NetGrowth (includes Active and Status Quo) | YTD NetGrowth% (includes Active and Status Quo) | Member Count 12 Months Ago | Average Member Count Per Club | % of Clubs with less than 20 members | Average Cancelled Club Age | Members Lost Due to Cancelled Clubs | % of Clubs Reporting Service | % No MMR in 3 Months | % No Officer Report in 12 months | % of Clubs with balance 90+ days | Number of Zone Chairs Recorded | Number of Region Chairs Recorded | District Officers Vacancies ** |
| 132 | P | 28 | 0 | 28 | 0% | 1 | 1 | 0 | 451 | 0 | 451 | 62 | 23 | 39 | 9.47% | 439 | 16 | 61% | 7 | 0 | 57% | 64% | 4% | 0% | 6 | 2 | |
| | | 28 | 0 | 28 | 0% | 1 | 1 | 0 | 451 | 0 | 451 | 62 | 23 | 39 | 9.47% | 439 | 16 | 61% | 7 | 0 | 57% | 64% | 4% | 0% | 6 | 2 | |



District Health Assessment for District 134 through January 2025

|  | | Clubs | | | | | | | Membership | | | | | | | Member Strength | | Cancellation | | Reports | | | Finance | Leadership | | | |
|--|---|--------------|------------------------------|-------------|---|-----------|-----------------|-------------------------------------|--|---|--------------------------------------|------------|-------------|--|---|-------------------------------------|--|--|-------------------------------------|---|---------------------------------------|-------------------------------|---|---|--|--|---|
| District Name | Status/ Number of Months in Status * | Active Clubs | Clubs in Status Quo | Total Clubs | % Status Quo in Financial Suspension | New Clubs | Cancelled Clubs | YTD Net Club Gain/ Loss | Current Members In Active Clubs | Current Members In Status Quo Clubs | Current Total Members Count | YTD Add | YTD Drop | YTD NetGrowth (includes Active and Status Quo) | YTD NetGrowth% (includes Active and Status Quo) | Member Count 12 Months Ago | Average Member Count Per Club | % of Clubs with less than 20 members | Average Cancelled Club Age | Members Lost Due to Cancelled Clubs | % of Clubs Reporting Service | % No MMR in 3 Months | % No Officer Report in 12 months | % of Clubs with balance 90+ days | Number of Zone Chairs Recorded | Number of Region Chairs Recorded | District Officers Vacancies ** |
| 134 | P | 33 | 6 | 39 | 0% | 11 | 0 | 11 | 783 | 132 | 915 | 324 | 12 | 312 | 51.74% | 566 | 24 | 21% | 0 | 0 | 5% | 62% | 15% | 15% | 3 | 0 | |
| | | 33 | 6 | 39 | 0% | 11 | 0 | 11 | 783 | 132 | 915 | 324 | 12 | 312 | 51.74% | 566 | 28 | 21% | 0 | 0 | 5% | 62% | 15% | 15% | 3 | 0 | |




District Health Assessment for Ident 5815 - REPUBLIC OF MONTENEGRO - UND through January 2025

| Status/ District Name of Months in Status * | | Clubs | | | | | | | Membership | | | | | | | Member Strength | | Cancellation | | Reports | | | Finance | Leadership | | | |
|--|--|-----------------|------------------------------|----------------|---|--------------|--------------------|-------------------------------------|--|---|--------------------------------------|------------|-------------|--|---|-------------------------------------|--|--|-------------------------------------|---|---------------------------------------|-------------------------------|---|---|--|--|---|
| | | Active Clubs | Clubs in Status Quo | Total Clubs | % Status Quo in Financial Suspension | New Clubs | Cancelled Clubs | YTD Net Club Gain/ Loss | Current Members In Active Clubs | Current Members In Status Quo Clubs | Current Total Members Count | YTD Add | YTD Drop | YTD NetGrowth (includes Active and Status Quo) | YTD NetGrowth% (includes Active and Status Quo) | Member Count 12 Months Ago | Average Member Count Per Club | % of Clubs with less than 20 members | Average Cancelled Club Age | Members Lost Due to Cancelled Clubs | % of Clubs Reporting Service | % No MMR in 3 Months | % No Officer Report in 12 months | % of Clubs with balance 90+ days | Number of Zone Chairs Recorded | Number of Region Chairs Recorded | District Officers Vacancies ** |
| Ident 5815 - REPUBLIC OF MONTENEGRO | | 2 | 0 | 2 | 0% | 0 | 0 | 0 | 44 | 0 | 44 | 2 | 1 | 1 | 2.33% | 42 | 22 | 0% | 0 | 0 | 50% | 50% | 0% | 0% | 0 | 0 | |
| | | 2 | 0 | 2 | 0% | 0 | 0 | 0 | 44 | 0 | 44 | 2 | 1 | 1 | 2.33% | 42 | 22 | 0% | 0 | 0 | 50% | 50% | 0% | 0% | 0 | 0 | |




District Health Assessment for Ident 5827 - REP OF GEORGIA - UND through January 2025

|  Status/ District Name of Months in Status * | | Clubs | | | | | | | Membership | | | | | | | Member Strength | | Cancellation | | Reports | | | Finance | | Leadership | | |
|---|--|-----------------|------------------------------|----------------|--|--------------|--------------------|-------------------------------------|--|---|--------------------------------------|------------|-------------|--|---|-------------------------------------|--|--|-------------------------------------|---|---------------------------------------|-------------------------------|---|---|--|--|---|
| | | Active Clubs | Clubs in Status Quo | Total Clubs | % Status Quo Clubs in Financial Suspension | New Clubs | Cancelled Clubs | YTD Net Club Gain/ Loss | Current Members In Active Clubs | Current Members In Status Quo Clubs | Current Total Members Count | YTD Add | YTD Drop | YTD NetGrowth (includes Active and Status Quo) | YTD NetGrowth% (includes Active and Status Quo) | Member Count 12 Months Ago | Average Member Count Per Club | % of Clubs with less than 20 members | Average Cancelled Club Age | Members Lost Due to Cancelled Clubs | % of Clubs Reporting Service | % No MMR in 3 Months | % No Officer Report in 12 months | % of Clubs with balance 90+ days | Number of Zone Chairs Recorded | Number of Region Chairs Recorded | District Officers Vacancies ** |
| Ident 5827 - REP OF GEORGIA | | 15 | 0 | 15 | 0% | 0 | 0 | 0 | 234 | 0 | 234 | 0 | 0 | 0 | 0.00% | 233 | 16 | 47% | 0 | 0 | 0% | 100% | 87% | 7% | 0 | 0 | |
| | | 15 | 0 | 15 | 0% | 0 | 0 | 0 | 234 | 0 | 234 | 0 | 0 | 0 | 0.00% | 233 | 16 | 47% | 0 | 0 | 0% | 100% | 87% | 7% | 0 | 0 | |




District Health Assessment for Ident 5835 - ALBANIA - UND through January 2025

|  | | Clubs | | | | | | | Membership | | | | | | | Member Strength | | Cancellation | | Reports | | | Finance | Leadership | | | |
|--|---|-----------------|------------------------------|----------------|--|--------------|--------------------|-------------------------------------|--|---|--------------------------------------|------------|-------------|--|---|-------------------------------------|--|--|-------------------------------------|---|---------------------------------------|-------------------------------|---|---|--|--|---|
| District Name | Status/ Number of Months in Status * | Active Clubs | Clubs in Status Quo | Total Clubs | % Status Quo Clubs in Financial Suspension | New Clubs | Cancelled Clubs | YTD Net Club Gain/ Loss | Current Members In Active Clubs | Current Members In Status Quo Clubs | Current Total Members Count | YTD | | YTD NetGrowth (includes Active and Status Quo) | YTD NetGrowth% (includes Active and Status Quo) | Member Count 12 Months Ago | Average Member Count Per Club | % of Clubs with less than 20 members | Average Cancelled Club Age | Members Lost Due to Cancelled Clubs | % of Clubs Reporting Service | % No MMR in 3 Months | % No Officer Report in 12 months | % of Clubs with balance 90+ days | Number of Zone Chairs Recorded | Number of Region Chairs Recorded | District Officers Vacancies ** |
| | | | | | | | | | | | | YTD Add | YTD Drop | | | | | | | | | | | | | | |
| Ident 5835 - ALBANIA | | 2 | 0 | 2 | 0% | 0 | 0 | 0 | 37 | 0 | 37 | 1 | 0 | 1 | 2.78% | 36 | 19 | 100% | 0 | 0 | 0% | 50% | 50% | 100% | 0 | 0 | |
| | | 2 | 0 | 2 | 0% | 0 | 0 | 0 | 37 | 0 | 37 | 1 | 0 | 1 | 2.78% | 36 | 19 | 100% | 0 | 0 | 0% | 50% | 50% | 100% | 0 | 0 | |



District Health Assessment for Ident 5911 - REPUBLIC OF KOSOVO - UND through January 2025

|  | | Clubs | | | | | | | Membership | | | | | | | Member Strength | | Cancellation | | Reports | | | Finance | Leadership | | | |
|--|--|--------------|---------------------|-------------|--|-----------|-----------------|------------------------|---------------------------------|-------------------------------------|-----------------------------|---------|----------|--|---|----------------------------|-------------------------------|--------------------------------------|----------------------------|-------------------------------------|------------------------------|----------------------|----------------------------------|----------------------------------|--------------------------------|----------------------------------|--------------------------------|
| District Name | Status/ Number of Months in Status * | Active Clubs | Clubs in Status Quo | Total Clubs | % Status Quo Clubs in Financial Suspension | New Clubs | Cancelled Clubs | YTD Net Club Gain/Loss | Current Members In Active Clubs | Current Members In Status Quo Clubs | Current Total Members Count | YTD Add | YTD Drop | YTD NetGrowth (includes Active and Status Quo) | YTD NetGrowth% (includes Active and Status Quo) | Member Count 12 Months Ago | Average Member Count Per Club | % of Clubs with less than 20 members | Average Cancelled Club Age | Members Lost Due to Cancelled Clubs | % of Clubs Reporting Service | % No MMR in 3 Months | % No Officer Report in 12 months | % of Clubs with balance 90+ days | Number of Zone Chairs Recorded | Number of Region Chairs Recorded | District Officers Vacancies ** |
| | | | | | | | | | | | | | | | | | | | | | | | | | | | |
| Ident 5911 - REPUBLIC OF KOSOVO | | 7 | 0 | 7 | 0% | 2 | 0 | 2 | 129 | 0 | 129 | 43 | 15 | 28 | 27.72% | 114 | 18 | 57% | 0 | 0 | 14% | 14% | 0% | 14% | 0 | 0 | |
| | | 7 | 0 | 7 | 0% | 2 | 0 | 2 | 129 | 0 | 129 | 43 | 15 | 28 | 27.72% | 114 | 18 | 57% | 0 | 0 | 14% | 14% | 0% | 14% | 0 | 0 | |



District Health Assessment for Ident 5915 - ARMENIA - UND through January 2025

| Status/ District Name of Months in Status * | | Clubs | | | | | | | Membership | | | | | | | Member Strength | | Cancellation | | Reports | | | Finance | Leadership | | | |
|--|--|-----------------|------------------------------|----------------|--|--------------|--------------------|-------------------------------------|--|---|--------------------------------------|------------|-------------|--|---|-------------------------------------|--|--|-------------------------------------|---|---------------------------------------|-------------------------------|---|---|--|--|---|
| | | Active Clubs | Clubs in Status Quo | Total Clubs | % Status Quo Clubs in Financial Suspension | New Clubs | Cancelled Clubs | YTD Net Club Gain/ Loss | Current Members In Active Clubs | Current Members In Status Quo Clubs | Current Total Members Count | YTD Add | YTD Drop | YTD NetGrowth (includes Active and Status Quo) | YTD NetGrowth% (includes Active and Status Quo) | Member Count 12 Months Ago | Average Member Count Per Club | % of Clubs with less than 20 members | Average Cancelled Club Age | Members Lost Due to Cancelled Clubs | % of Clubs Reporting Service | % No MMR in 3 Months | % No Officer Report in 12 months | % of Clubs with balance 90+ days | Number of Zone Chairs Recorded | Number of Region Chairs Recorded | District Officers Vacancies ** |
| Ident 5915 - ARMENIA | | 0 | 3 | 3 | 0% | 0 | 0 | 0 | 0 | 27 | 27 | 0 | 0 | 0 | 0.00% | 27 | 0 | 100% | 0 | 0 | 0% | 100% | 100% | 100% | 0 | 0 | |
| | | 0 | 3 | 3 | 0% | 0 | 0 | 0 | 0 | 27 | 27 | 0 | 0 | 0 | 0.00% | 27 | 0 | 100% | 0 | 0 | 0% | 100% | 100% | 100% | 0 | 0 | |



District Health Assessment for Ident 5931 - BULGARIA - UND through January 2025

| Status/ District Name of Months in Status * | | Clubs | | | | | | | Membership | | | | | | | Member Strength | | Cancellation | | Reports | | | Finance | Leadership | | | |
|--|--|-----------------|------------------------------|----------------|--|--------------|--------------------|-------------------------------------|--|---|--------------------------------------|------------|-------------|--|---|-------------------------------------|--|--|-------------------------------------|---|---------------------------------------|-------------------------------|---|---|--|--|---|
| | | Active Clubs | Clubs in Status Quo | Total Clubs | % Status Quo Clubs in Financial Suspension | New Clubs | Cancelled Clubs | YTD Net Club Gain/ Loss | Current Members In Active Clubs | Current Members In Status Quo Clubs | Current Total Members Count | YTD Add | YTD Drop | YTD NetGrowth (includes Active and Status Quo) | YTD NetGrowth% (includes Active and Status Quo) | Member Count 12 Months Ago | Average Member Count Per Club | % of Clubs with less than 20 members | Average Cancelled Club Age | Members Lost Due to Cancelled Clubs | % of Clubs Reporting Service | % No MMR in 3 Months | % No Officer Report in 12 months | % of Clubs with balance 90+ days | Number of Zone Chairs Recorded | Number of Region Chairs Recorded | District Officers Vacancies ** |
| Ident 5931 - BULGARIA | | 9 | 0 | 9 | 0% | 0 | 0 | 0 | 219 | 0 | 219 | 13 | 3 | 10 | 4.78% | 209 | 24 | 33% | 0 | 0 | 56% | 33% | 0% | 0% | 0 | 0 | |
| | | 9 | 0 | 9 | 0% | 0 | 0 | 0 | 219 | 0 | 219 | 13 | 3 | 10 | 4.78% | 209 | 24 | 33% | 0 | 0 | 56% | 33% | 0% | 0% | 0 | 0 | |

* - District Status: P - Provisional, T - Transitional.

** - District Officers Vacancies: DG - District Governor, 1st VDG - First Vice District Governor, 2nd VDG - Second Vice District Governor.